



Founded by  
Dr. Aly El Mofty

21<sup>ST</sup> ANNUAL CONFERENCE OF  
**AL-NOUR EYE HOSPITAL**

**NEC 2026**

**26 JUNE, 2026**

**HILTON CAIRO HELIOPOLIS, EGYPT**

**SCIENTIFIC**  
*Program*



**HYFRESH**  
Sodium Hyaluronate 0.2%

Hydrate · Comfort · Refresh



جمجوم فارما  
Jamjoom Pharma

**HYFRESH**  
Sodium Hyaluronate 0.2%

GTIN: 06221322000156

Sterile Ophthalmic  
Solution

10 ml



# Welcome

## 21<sup>ST</sup> ANNUAL CONFERENCE OF AL-NOUR EYE HOSPITAL

We are delighted to welcome you all to the 21<sup>st</sup> Annual Conference of Al-Nour Eye Hospital, which will be held on 26 June 2026 at the Hilton Cairo Heliopolis, Egypt.

This year's conference will provide a highly selective faculty that will enrich the scientific program by addressing several controversial and challenging subjects and situations. This will be through lectures, symposia, panel discussions, video presentations & interactive sessions. All this is in addition to instructive courses and wet labs. An exhibition area will present the most updated surgical and pharmaceutical equipment in the field.

The board of Al Nour Eye Hospital will exert an enormous effort to make this meeting both scientifically strong and socially enjoyable.

Best Regards,



**Prof. Dr. Ashraf El Habbak**

Conference President

*Ashraf El Habbak*



## BOARD MEMBERS



**Dr. Ashraf El Habbak**  
Medical Director  
Conference President



**Dr. Amany Zayed**  
Hospital Chairman

# Speakers INSTRUCTIONS

## Congress Halls Will Be Equipped With:

A Laptop With Microsoft Windows 11 And Microsoft Office 2019.  
Internet Access Will Not Be Available Inside The Meeting Rooms.

## To Ensure That The Meeting Progresses Smoothly, Please Follow The Following Instructions:

- All Presentations Should Be Recorded On A Usb Flash Memory (Preferred) Or Cd-r.
- Please Save Presentations In Powerpoint 2013 Or Later Format For Pc.
- Upload Your Presentation Early To The Audiovisual Center (Rm Events) As We Will Load The Presentations To The Hard Drive Of Our Systems Before The Sessions By One Hour.
- No Personal Laptops Are Permitted For Presentations.
- In Case You Have Problems With Your Presentation(S), Please Do Not Hesitate To Contact The It Support Team (Rm Events).



**Computerized  
Count-Down  
TIMER**  
will monitor  
speakers' time

So make sure to present during the given time,  
as **NO EXTRA TIME IS ALLOWED**





**THANK YOU**  
**OUR GENEROUS** *Sponsors*



**Johnson & Johnson**



# GET REAL RELIEF FROM DRY EYE SYMPTOMS WITH Systane®



**INDICATIONS:**

For the temporary relief of burning and irritation in persons experiencing dry eye symptoms.

**CONTRAINDICATIONS:**

People allergic to any ingredient in SYSTANE™ Eye Drops should not use this product.

- Always read the full prescribing information.
- Healthcare professionals should report any suspected adverse reactions to the Egyptian Pharmacovigilance Center (EPVC) EPVC e-mail: [pv.followup@edaggypt.gov.eg](mailto:pv.followup@edaggypt.gov.eg) or Egyptian Drug Authority (EDA) website: <https://www.edaggypt.gov.eg> or EPVC hotline: 1630.
- Kindly report any violated Online promotional material, educational and awareness material not having this message to the general administration for regulation of marketing and advertising materials at: [www.edaggypt.gov.eg](http://www.edaggypt.gov.eg).
- Systane Complete Registration Licence Approval Date: 31.10.2024.
- Systane Ultra Registration Licence Approval Date: 10.12.2021.
- Systane Hydration Registration Licence Approval Date: 10.1.2021.
- Approved by Egyptian Drug Authority: MF02198267/062026
- Invalidation Date: 02/06/2029

© 2026 Alcon Inc. 03/26 EG-DEOH-2600010

## Systane®'s HP-Guar formulations adapt to your eyes' unique needs<sup>1,2</sup>

HP: Hypo-osmotic

References:

1. Sills, Robin S., Mei F., Teuber J., Gullon M., Jones J., Chen, Y., B. Srinivasan S., Arnold M., Symptom Relief Following a Single Dose of Propylene Glycol In-jerose propyl Guar Nonaqueous in Patients with Dry Eye: Osmotic A Phase IV, Multicenter Trial. Clin Ophthalmol. 2020; 14: 317-327.
2. Sorrigs CL. Novel hydroxypropyl-guar based lubricant eye drops for treatment of dry eye. Adv Ther. 2010 Oct; 27(10): 681-690.



# Experience Extraordinary

Superior Efficiency for Vitreoretinal and Cataract Surgery.\*



\*Based on bench testing. Data on File.

For healthcare professionals only

Carbomer

vitamin

A

**COMFORT,  
Deep Healing**



HF011187921/042026  
27/04/2027

For Healthcare Professionals Only

ONLY  
**TYMER**  
FITS FOR  
ROYALTY



**Tymer**<sup>TM</sup>  
(Gatifloxacin)



# Pure Quality Vision

Introducing **TECNIS PureSee™** IOL, the new purely refractive presbyopia-correcting IOL with continuous-power technology.<sup>1</sup> Designed for uninterrupted, high-quality vision, day and night.<sup>1-4</sup>

**High contrast, high tolerance, high patient satisfaction<sup>3-6</sup>**



## TECNIS PureSee™ IOL

### References:

1. TECNIS PureSee™ IOL, Model ZFNP00V, DCFJNT, ZG11725, current revision 2, DCFP02GCT4016 - Simulated VA of the TECNIS PureSee™ IOL compared to TECNIS Eyhance™ and TECNIS™ 4-Piece IOLs. 28 March 2023. 2. DCF2023CT002 - Clinical Investigation of the TECNIS™ IOL, Models CV900 and CV900. Contrast Sensitivity Outcomes. 17 July 2023. 3. DCF2023CT002 - Clinical Investigation of the TECNIS™ IOL, Models CV900 and CV900. Techniques for Reductive Error. 17 July 2023. 4. Black D, et al. Clinical evaluation of tolerance to residual refractive errors following implantation with a refractive extended depth of focus IOL. Abstract ES018. 2023. 5. Hefner SS, et al. DCF2023CT002 - Clinical Investigation of the TECNIS™ IOL, Models CV900 and CV900. Patient Satisfaction Outcomes. 18 July 2023.

For healthcare professionals only. Please reference the instructions for use for a complete list of indications and important safety information and contact our specialists in case of any questions.

© Johnson & Johnson Surgical Vision, Inc. 2024 | 21024P24621

04180000000000000000


Johnson & Johnson  
MedTech

| Vision

# NEC 2026

## SCIENTIFIC PROGRAM





**09:00 - 09:30 | Registration**

**SESSION 1**

**09:30 - 10:30 | Oculoplastic Session**

**09:30 - 09:50 | Nonsurgical management of TED**  
**Ahmed Shafik El Ridy**

**09:50 - 10:10 | The Interface between strabismus and oculoplastic surgery**  
**Lobna Mohamed Khazbak**

**10:10 - 10:30 | Orbital Lymphoma, what is new?**  
**Maher Assem**

**SESSION 2**

**10:30 - 11:30 | Pediatric Ophthalmology Session: Beyond the Capsular Bag**

**Chairpersons | Adel Alei Eldin, El Sayed El Toukhi, Ghada Gawdat, Lobna Mohamed Khazbak**

**Moderator | Ahmed Awadein**

**10:30 - 10:38 | Iris fixated lens in pediatrics: Anterior approach**  
**Adel Alei Eldin**

**10:40 - 10:48 | Retropupillary iris claw lens A management option**  
**Sara Maher**

**10:50 - 10:58 | Four flanged technique**  
**Lobna Mohamed Khazbak**

**11:00 - 11:08 | Yamane technique for the pediatric age group**  
**Ahmed Awadein**

**11:10 - 11:18 | IOL exchange in pediatric age group: Indications and challenges**  
**Ghada Gawdat**

**11:20 - 11:28 | Rehabilitation of the severely handicapped eye after unilateral cataract extraction**  
**El Sayed El Toukhi**

*Each lecture is 8 minutes, followed by 2 minutes of discussion*

### SESSION 3

**11:30 - 12:30 | Cornea and Refractive Session**

**Moderator | Ahmed Sherif**

**11:30 - 11:42 | Theranostics: A paradigm shift in collagen corneal cross linking from observation to measurement**  
**Ahmed Hassanin**

**11:42 - 11:54 | DMEK in challenging situations**  
**Hesham Gharieb**

**11:54 - 12:06 | Limbal stem cell transplantation in challenging situations**  
**Marwa Metwally**

**12:06 - 12:18 | AI in ectasia susceptibility**  
**Tarek El-Naggar**

**12:18 - 12:30 | How to avoid Phakic IOL complications?**  
**Ahmed Sherif**

### SESSION 4

**12:30 - 13:00 | Alcon Symposium**

**Alcon**

**12:30 - 13:00 | Systane complete MDPF: All in one formula for all types of dry eyes**  
**Ashraf El Habbak**


**13:00 - 13:45 | Gomaa Prayer & Coffee Break**

### SESSION 5

**13:45 - 13:50 | Orchidia Symposium**

**Orchidia**  
Pharmaceuticals Inc.  
Excellence in Quality

**13:45 - 13:50 | The Role of Electrolytes Balance in Dry Eye Hemostasis**  
**Mohamed Adel (Manager Orchidia)**



**SESSION 6**

**13:50 - 14:00 | Companies Symposium**

**SESSION 7**

**14:00 - 15:00 | Cataract Session (Cataract and Co-morbidities)**

**14:00 - 14:10 | Cataract after glaucoma surgery what to expect**  
**Sherif Gamal**

**14:10 - 14:20 | Triple procedure**  
**Mohamed Abdelazim**

**14:20 - 14:30 | Phacoemulsification in the presence of Artisan lens**  
**Mohamed Hassaballa**

**14:30 - 14:40 | Cataract surgery in the presence of diabetic macular edema**  
**Sameh El Agha**

**14:40 - 14:50 | Cataract in previous corneal surgery**  
**Cataract in corneal decompensation due to phakic IOL**  
**Rania Sobhi**

**14:50 - 15:00 | Discussion**

**SESSION 8**

**15:00 - 16:00 | Ophthalmic Investigations Session**

**15:00 - 15:15 | Central Serous chorio retinopathy, Typical and Atypical**  
**Karim Raafat**

**15:15 - 15:30 | Ultrasonography in vitreoretinal disorders**  
**Yehia Khairt**

**15:30 - 15:45 | Myopic Dome shaped maculopathy**  
**Zeinab El Sanabary**

**15:45 - 16:00 | Case presentation**  
**Ahmad Nady**

## SESSION 9

### 16:00 - 17:00 | Glaucoma Session

**Moderator** | Ashraf El Habbak, Heba Magdy, Tarek Aboulnasr

16:00 - 16:08 | Minor interventions and mega outcomes in glaucoma management  
**Ahmed Mostafa**

16:08 - 16:16 | Glaucoma surgery's dark side: Nightmares and complications  
**Ahmed Saeed**

16:16 - 16:24 | Bleb dysesthesia  
**Ayman Salah**

16:24 - 16:32 | Glaucoma during pregnancy  
**Mohamed El-Basty**

16:32 - 16:40 | Causes and management of choroidal effusion post glaucoma surgery  
**Yasser Aly**

16:40 - 16:48 | Glaucoma surgery today: Need to know  
**Tarek Shaarawy**

16:48 - 17:00 | **Discussion**

## SESSION 10

### 17:00 - 18:00 | Neuro-Ophthalmology Session

**Moderator** | Essam El Matbouly


17:00 - 17:12 | Papillebema & pseudo papilledema  
**Abdallah El Minesy**

17:12 - 17:24 | Clinical presentation of papilledema  
**Ahmed El Shafei**

17:24 - 17:36 | Surgical papilledema  
**Essam El Matbouly**

17:36 - 17:48 | CT & MRI How to read?  
**Maher Assem**

17:48 - 18:00 | **Discussion**



**SESSION 11**

**18:00 - 19:00 | Uveitis Session: Atypical and Challenging Cases Ophthalmology**

**18:00 - 18:15 | Ophthalmology**  
**Mohamed Abdelazim**

**18:20 - 18:35 | Ophthalmology**  
**Rana H. Amin**

**18:40 - 18:55 | Ophthalmology**  
**Noha Ossama**

*Each lecture is 15 minutes, followed by 5 minutes of discussion*

**SESSION 12**

**19:00 - 20:00 | Retina Session: My Preferred Technique**

**Moderator | Khaled Mourad**

**Panelists | Mamdouh El Shafei, Ayman Khattab, Khaled Mourad, Mohamed Awadalla**

**19:00 - 19:06 | Surgical tactics in psychic disturbed patients**  
**Mamdouh El Shafei**

**19:08 - 19:14 | My preferred techniques in posterior vitreous detachment**  
**Mohamed Awadalla**

**19:16 - 19:22 | Tales of a hidden intraocular foreign body**  
**Ayman Khattab**

**19:24 - 19:30 | My preferred technique in myopic macular hole**  
**Khaled Mourad**

**19:32 - 19:38 | Tips and tricks in pediatric retinal detachment**  
**Ahmed Mamdouh El Shafei**

**19:40 - 19:46 | Tips and tricks in diabetic vitrectomy**  
**Hisham Ashraf**

**19:48 - 19:54 | Anterior segment complications from posterior segment surgeon point of view**  
**Mahmoud Ahmed Abdelhafez**

*Each lecture is 6 minutes, followed by 2 minutes of discussion*



21<sup>ST</sup> ANNUAL CONFERENCE OF  
**AL-NOUR EYE HOSPITAL**  
**NEC 2026**



Organizing office in charge

**RM EVENTS**

Address: Suite 301, Level 3, Nassar Tower,  
1 Mostafa Kamel Street, Roushdy

Phone: +20 35226738, +20 35226572

Mobile: +2012-23925628, +2012-75580777

E-mail: [conferences@rmsolutions.net](mailto:conferences@rmsolutions.net)

Web: [www.rm-events.org](http://www.rm-events.org)